




Recording a TIKTOK



01

Finding a setting


Finding a place where you can record in important for the vibe of the video and the difficultness while in the processorrecording.



02

Choose a subject


No matter what you want to show off to TikTok you need to figure out a way to produce it and create the best version of it. This can be singing, dancing, or anything with craft.



03

Have a helping hand

Recording TikToks is very easy but it can be way easier when you have someone with you helping you. Having someone hold the camera, help you edit or even be there for just moral supports can make the difference between a good and bad TikTok



04

Don't be afraid to share

As an artist, I understand how hard it is to press that post button as you get insecure or start questioning yourself a whole lot. Don't allow this to ever consume you. Record your video, edit it , and share it with the world. Post with your head high and with your whole heart in it.



TikTok: [danielz_dreamz](#)